

KS4 Success Evening

Helping students
to
reach their goals!

Mr. Palmer
Assistant Principal
Student Achievement and Outcomes



Help! What do I do?

- When are the exams?
- **What are the exams?**
- I have not done any revision yet!
- **When are the PPEs?**
- What do I revise from?
- **How do I revise?**



Revision guidance

- **WHERE**

Away from distractions, ideally not in their bedroom.

- **FOCUS**

Pupils should not have access to mobiles and social media whilst revising.

- **DISTRACTIONS**

TV, radio and other distractions should be turned off, however, some pupils say they revise better with music.

Revision guidance

- **TIME**

Two hours per night of school work. Split the time up into 30 minute slots with different subjects, tasks, methods of revision in each slot.

- **PLAN**

Pupils need a plan to show when the exams are and target revision accordingly.

Revision guidance

- **REWARDS**

Give pupils simple, cheap rewards for working on school work; e.g. chocolate, a favourite meal, seeing friends, watching a favourite movie, outdoor activity.

- **ENCOURAGEMENT**


There is a fine line between nagging and encouragement. My advice would be to be robustly supportive!

Revision Materials

- Exam board websites are the places to go for information about the types of exams, specifications, **past papers**, mark schemes, and **examiner's reports**.
 - AQA www.aqa.org.uk
 - Edexcel www.edexcel.com
 - OCR www.ocr.org.uk
 - Welsh Board www.wjec.co.uk
 - Youtube revision channels

New online resources

- SHOW MY HOMEWORK
- Google classroom



- *Assignments*
- *Quizzes*
- *Literacy tests (auto graded)*
- *Numeracy (auto graded)*
- *Differentiated tasks*



Revision Cards / Audio recordings

- Revision cards are among the most popular revision resources. The idea is that you summarise some information on a single blank card. You can create them online at...
- www.getrevising.co.uk

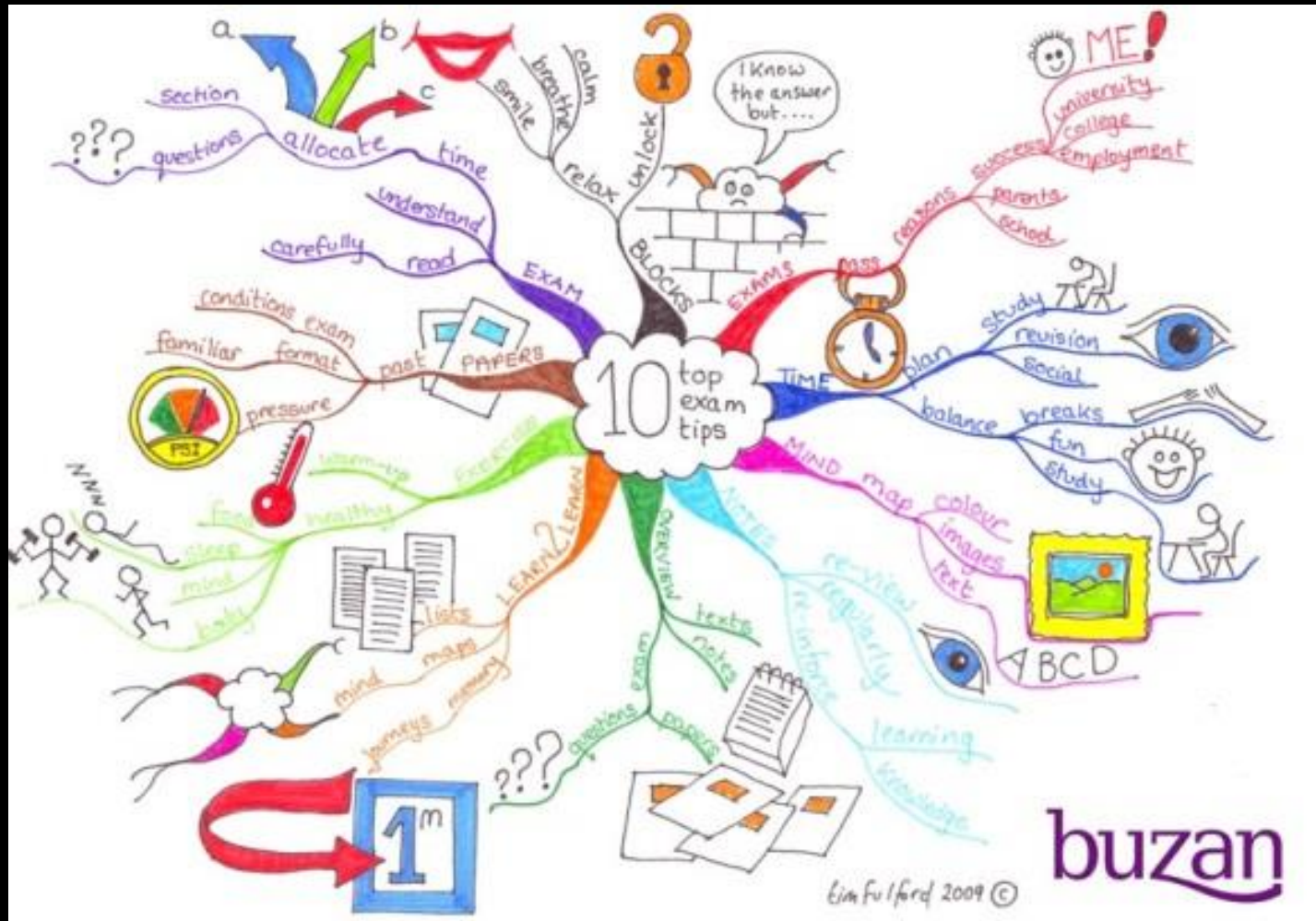
– BBC Bitesize

- English
- French
- Geography
- History
- Science
- Spanish

Active Revision

- Using your text and work books well
 - Don't only read a revision guide – revisit over and over again!
- Use of websites, Year 11 parents evening 2nd November – full guidance for subject revision will be given.

Mind Maps



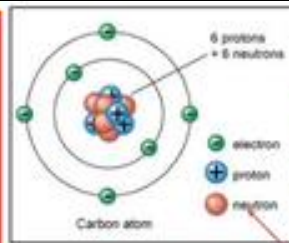
Definitions

Atom – Particles that make up all substances.

Element – A substance made up of only one kind of atom.

Compound – A substance made of different types of atoms joined together.

Mixture – A substance existing of atoms that can be easily separated as they are not joined together.



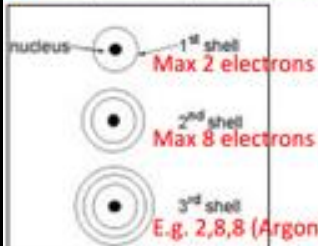
Periodic Table of the Elements

■ halogens
 ■ alkali metals
 ■ transition metals
 ■ poor metals
 ■ metalloids
 ■ noble gases
 ■ semi-metalloids

Group 0 or 8 are **UNREACTIVE**
They have a full outer shell of electrons

Periodic table arranges elements by **ATOMIC NUMBER** (proton number/the small one)

The number of outer shell electrons match the group the element is found in.
E.g. Lithium 2,1 is a group 1 element.



Atomic Number or Proton Number (Z)

2

He

4.003

Elemental Symbol

Relative Mass in atomic mass

Protons and neutrons both have a mass of 1



Used for building

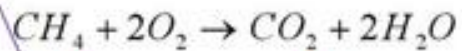


LIMESTONE

Calcium Carbonate **CaCO₃**

Carbonates
Decompose when heated
= Oxide + CO₂
React with acid
= Salt + water + CO₂

Balanced Equations



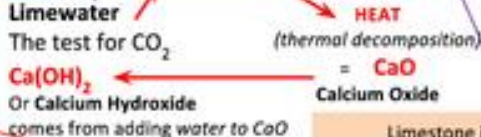
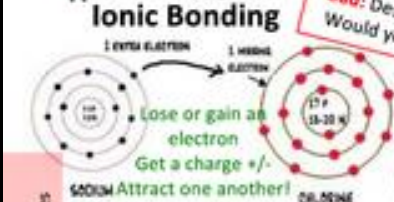
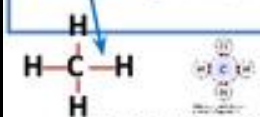
C=1 C=1
H=4 H=4
O=4 O=4

A balanced equation has the **same number of atoms** of each element **on both sides**

Using **Molecules**: In this equation, the large number in front of the chemical symbol tells you the molecules needed.
e.g. 1 CH₄ molecule reacts with 2 O₂ molecules

The number of electrons an atom has affects the way it reacts

Covalent Bonding
Non-metals sharing electrons



Limestone is heated in a **Rotary Lime Kiln**
You then have **Cement** or **Mortar** by adding water and sand.
If you add **crushed rocks** you get **Concrete**

Good: More jobs
QUARRYING
Bad: Destroy habitats and Landscape
Would you want to live next to one?

Metals – Very useful
e.g. Copper wires conduct well
Most need to be **ALLOYED** to make them harder

Metals which are un-reactive are found in their **NATIVE STATE** e.g. **GOLD**
More reactive metals are found as **METALS ORES** and need to be **EXTRACTED**

TRANSITION METALS



C1 CHEMISTRY

Keep coming back to topics

theory





Diagnosis, Relaxation, Test

- Diagnose which areas you have a weakness in. You can find this out from classwork, assignments, past papers or any revision questions that you have answered.
- Give yourself some relaxation time between revision sessions.
- Test yourself on how much you know. If you don't do well in the test then revise the topic again.
- Remember, just reading a revision guide on its own is not effective revision. You need to do all 3 parts to make progress in your weak areas.

Revision Timetable

- Start by putting your exams on the timetable.
- Then divide out your subjects. Any examinations the following day will need revision the night before.
- Divide subjects out evenly, however, there may be some subjects which need more revision.
- Specify what topics you are going to revise for each session.
- Build in breaks, you will need one every 40 minutes.



**KEEP
CALM
AND
TAKE
A BREAK**



Tavistock
COLLEGE
COLLEGE
TAVISTOCK

Pre Public Examinations (PPEs)

- What are PPEs?
- Targeted tutor time revision.
- Prepare for the PPEs as though they are the real thing.
- Performance in the PPEs is comparable to performance in the actual exams.
- Results day to emulate the real thing.



Alternative Route


- Think that everything will be ok.
- Mess around in lessons.
- Put things off.
- Rely on ability.

This could work, but not in my experience!

Revisit Your Checklist

Stay on target

- Revision timetable
- Revision materials
- Exam timetable
- Exam equipment
- Time for revision
- Space for revision



We will keep you updated

- Students will have their timetables by the end of March, PPE exam timetables in November
- All exam times will be on the College website
- A Year 11 Revision Guide will be sent home for Pupils & Parents
- If you have any concerns about your son/daughter's exams then let us know. We can help
- First exam 14th May 2018 Pre Public Examinations (PPEs) begin in December for two weeks (W/C 4th and 11th December)
- GCSE results day Thursday 23rd August

Success for all!

- 23rd August will be an incredible day!
- A set of results that you can be proud of.



COLLEGE
TAVISTOCK

The key message is:

Do the revision

Put in the hard work

AND

Reap the rewards

Thank you
for listening



Tavistock
COLLEGE
COLLEGE
TAVISTOCK